



ORC rating from TES and TopYacht

Summary

From July 1 the new season/new style ORC certificates are valid while the previous certificates are no longer valid.

You cannot mix ratings from the new and the old as they are not compatible.

From July 1 there are now three certificates and a number of different ratings on each certificate. TopYacht will support all these options.

The new certificates are:-

1. ORC
2. ORC Non Spinnaker
3. ORC Double Handed

Additionally there is now an “All Purpose” rating and a Windward/Leeward rating.

Chris Zonca, Ratings Manager Australian Sailing explains:

“Scoring options available for ORC certificates.

On page 2 of the ORC certificates the various scoring options are presented.

The Single scoring option shown here provides the rating for both Windward/Leeward courses and All purpose. All purpose is derived from a theoretical style circular course and the wind strength distributed normally between 6 and 20kns. This scoring is intended for use on race courses other than Windward/Leeward.

Organising Authorities can design a scoring number which suites any particular race and should contact the Australian Sailing Ratings manager for more information about enabling this functionality.”

Prerequisites

TopYacht release 10.21.6.6 or later

Detail

These changes affect how TES and TopYacht manage ORC ratings.

In TopYacht you will mostly only use:-

1. ‘Club All Purpose’ and
2. ‘Club Windward Leeward’

In TopYacht you change the **group names** of

1. ORCc_I and ORCc_O to ORC AP¹.
2. except for windward/leeward Series which need to change to ORC_WL

In TES the options are very different to previously.

You now choose a “set” of options. (See detail below).

You MUST update both TES and TopYacht for all Series that are using ORC. (See below.)

¹ Later versions of the virgin database use ORCxxx as the Group Template Name. The xxx can be overwritten to reflect the ORC rating system chosen e.g. ORC AP.

The New Options are.

Certificates

- ORC
- ORC Non Spinnaker
- ORC Double Handed

Each Certificate type provides 2 ratings.

- All Purpose (AP)
- Windward Leeward (WL)

Each rating offers 3 wind strengths, known as “Triple Numbers”.

- Low
- Medium
- High

There are **Club** Certificates and **International** Certificates

So, the total options are:-

= $3 * 5 * 2 = 30$ AND this is for EACH certificate! So now 90 options!!

Most clubs are likely to use just use 2 of these options.

- Club All Purpose (ORC AP); and
- Club Windward Leeward (ORC WL)

TopYacht allows you to use any/all of the above.

Plus, you can change options on a per race basis.

E.g. you can have races 1 and 2 on All Purpose then have race 3 as a Windward / Leeward.
(See end of this document.)

Or you may choose to use the triple numbers (wind bands) for your racing.

So for race 1 and 2 you might use the Low wind rating while race 3 can use Medium wind rating.

To swap the ratings on a race by race basis there are some caveats which are explained later in this document.

To see the new ratings

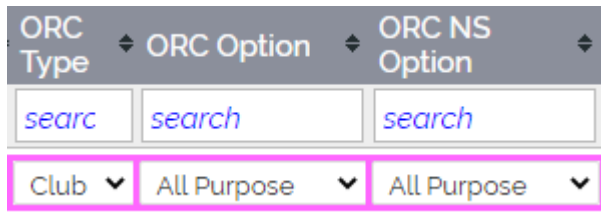
Log into the **new** TES Admin interface.

https://topyacht.com.au/db/kb2/admin_login.php

- Select any event in the top drop box.
- Utilz->Edit Series Handicaps
- Scroll right to the **ORC Type, ORC option, ORC NS Option**, (OCS NS Option to come)
- For the relevant Series: click in **ORC Options** to open the drop down; or
- Click in **ORC NS Options**.
- Select the relevant option
- In the future there will also be a separate ORC DH Rating section but at the moment there are no boats with Double Handed Ratings for the new season.

Part 1: TES set up

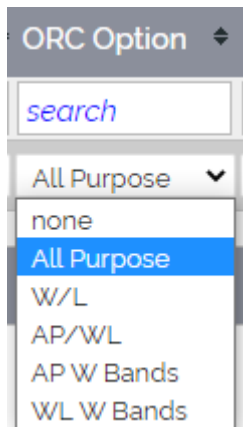
Instead of ticking ORCc_I or ORCc_O etc, you set the following 3 areas.



ORC Type	ORC Option	ORC NS Option
search	search	search
Club	All Purpose	All Purpose

This is accessed via Utils-> Edit Series Handicaps. For new events this will be set up by TY staff as part of the event set up.

The Options in both areas are:-



ORC Option
search
All Purpose
none
All Purpose
W/L
AP/WL
AP W Bands
WL W Bands

The first three options in the select are self-explanatory.

The “AP/WL” option allows you to change between AP and WL on a **race-by-race basis within TopYacht.**

The last two options are for changing wind range on a per race basis **within TopYacht.**

TES HCEr display.

The aim of the ORC HCEr screen is to allow you to confirm the correct cert has been applied to the boat and or add the cert number.

For this cert verification process TES just shows the AP rating in all cases - irrespective of which option you have set in TES e.g. AP or WL or AP/WL etc.

Part 2: TopYacht set up

Step 1

Update TopYacht to at least version 10.21.6.6 or newer. [Help->Check for Updates then follow on screen steps.]

Step 2

To import the new ratings you must change the download link in TopYacht.

Admin Mode | Data Base | User Registration

Download Address:

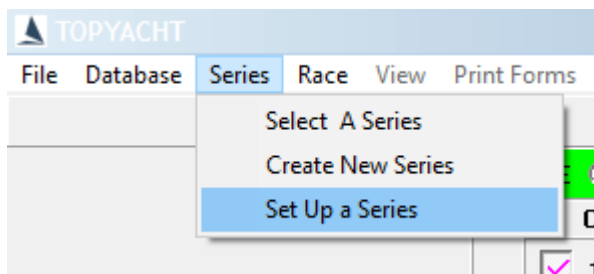
The change is the /kb/ to /kb2/.

Restart TopYacht.

Step 3

Choose the Series you wish to update and choose the next race; then

Admin Mode->Series



Select the Series Set Up option.

Go to page 3 (Use **Next** button bottom left.)

Step 4

Previously there were 5 ORC “group” names i.e. ORCc_I, ORCc_O, ORCc_NS etc.

For example..

GROUPS IN SERIES	
SG ID	GROUP_NAME
1	ORCc O
	ORCc O

Each GROUP_NAME is an editable text field.

Choose the GROUP_NAME to update e.g. “ORCc_O” in the screen shot above.

In most cases you change this to **ORC AP**.

The New Options:-

ORC – i.e. with Spinnaker	ORC Non Spinnaker
ORC AP	ORC NS AP
ORC WL	ORC NS WL
ORC AP LO	ORC NS AP LO
ORC AP MD	ORC NS AP MD
ORC AP HI	ORC NS AP HI
ORC WL LO	ORC NS WL LO
ORC WL MD	ORC NS WL MD
ORC WL HI	ORC NS WL HI

When Double Handed is available it will be in the form of “ORC **DH** AP” etc.

There **must** be a **character-for-character match** between the name of the handicap in the Column heading in TES and the TopYacht Series **GROUP_NAME** for the import to work. (highlighted in the next two screen snapshots)

SHOW SPECS					
BOAT NAME	SAIL NO	ORC AP	CERT DATE	DIV NO	ORC Cl
ALLORA	G6865			1	
APPRENTICE	G621			1	
BAD INFLUENCE	G77			2	
BALTIC	G120			2	
BUCK 2	G6336			1	
BUNDABERG	G16			2	
DALLIANCE II	G381			1	
DEJA VU	G1166			2	
DRY REACH	G163			1	
DYNAMIC	G347	10646	2021-09-15	1	3016
ELIXIR	G360			2	
EXILE	G8			1	
EXTASEA	G10007	1477	2021-08-13	1	2851
FLEURIEU WARRIOR	G1585			1	
HUSH	G10			1	

GROUPS IN SERIES				
	SG ID	GROUP_NAME	GRP ORD	Temp ID
I	33	ORC AP	1	5
	34	OD	1	3

Important Change in the TopYacht release.

To allow *altering* the ORC option for a NEW race there is a new import/update option in Step 6a.

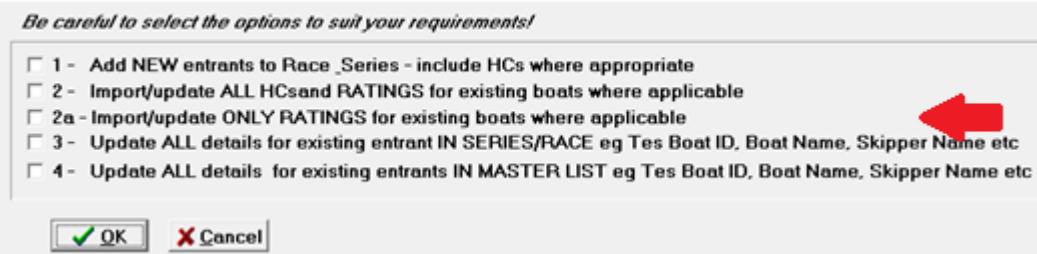
E.g. used for importing the new ORC ratings and/or for swapping from AP to WL on a race by race basis

When importing entrants from TES there is a new 2a option as below.

Data Import for this Race and this Series....

Be careful to select the options to suit your requirements!

- 1 - Add NEW entrants to Race_Series - include HCs where appropriate
- 2 - Import/update ALL HCs and RATINGS for existing boats where applicable
- 2a - Import/update ONLY RATINGS for existing boats where applicable
- 3 - Update ALL details for existing entrant IN SERIES/RACE eg Tes Boat ID, Boat Name, Skipper Name etc
- 4 - Update ALL details for existing entrants IN MASTER LIST eg Tes Boat ID, Boat Name, Skipper Name etc



This will allow you to import ratings into a race without also re importing performance handicaps e.g. PHS.

If your club does not update CHCs to TES after each race, then it is essential to use the 2a option rather than the 2 option.

IMPORTANT NOTE ONE:

You can only import different ratings for a new race i.e. one that has not been processed.

Put another way, if you process the race using Low wind band ratings then decided it should have been medium wind ratings, then you **must** alter the ratings by hand in Step 6.

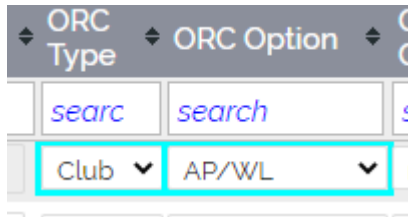
IMPORTANT NOTE TWO:

If you choose to finish a current Series with the existing ORC ratings and your SIs allows for this, then do not import the new ratings.

Changing Ratings for Subsequent Races in TopYacht.

For this example, we will consider swapping back and forth between AP and WL but the approach is the same for wind bands.

In TES set the ORC area as below.



When you do a 6a in TY, then both AP and WL ratings will appear in columns on the left.

ORC AP	ORC WL	
1.0592	0.8566	
0.9721	0.7857	
1.1138	0.8925	

In TY set up just one ORC group

Let's say for R1 & R2 you want to use W/L so set up the group as "ORC WL".

SeriesSUWizardForm

PAGE 3 The Series MUST h.

GROUPS IN SERIES	
SG ID	GROUP_NAME
13	PHS
▶ 56	ORC WL

- Import your entrants with 6a for race 1
- Run races 1 & 2.

Now you want R3 to use the AP rating.

- Alter the Group Name to "ORC AP".
- Re-import the ORC rating into the same group which is now renamed.
- Use 6a option 2a.
- Run R3.

Document Revision

2021-11-07, 2021-10-20, 2021-10-19, 2021 09 03